

Using the Internet for...

# Sports



## Using the Internet for **Sports**

by Noelle Murray and Mary Murphy, Wicklow County Libraries.

Lifesteps offers you a range of online and printed guides. Written by staff from Irish public libraries, each guide contains easy to follow, step by step explanations of how to use the Internet to achieve a specific goal or 'life step.'

Lifesteps is an initiative of Irish public libraries, managed by An Chomhairle Leabharlanna and funded by the Department of the Environment, Heritage and Local Government through the Information Society Fund.

For updates, news on the project and for a full listing of all the guides, log on to [www.lifesteps.ie](http://www.lifesteps.ie)

You can contact the Lifesteps team at [lifesteps@librarycouncil.ie](mailto:lifesteps@librarycouncil.ie)

ISBN: 1873512317

*The publisher would like to thank all relevant institutions for permission to reproduce their material. Every care has been taken to trace copyright holders. However, if anyone has been omitted, we apologise and will, if informed, make corrections in any future edition.*

*An Chomhairle Leabharlanna (The Library Council) is not responsible for the content of the websites included in this guide.*

## Contents

Introduction	2
Need to Know	3
Need to Have	3
Related Guides	3
Step-by-Step Guide	3
Glossary	13
Links	15

*Note: words in red appear in the glossary at the end of this module.*

# Introduction

This document guides you through the process of searching for online sports resources including soccer, golf, snooker and GAA sites. It provides a variety of worked examples, from subscribing to text alerts via well known sporting **websites** to participating in a **chatroom**. After working through the guide you will be able to select sites relevant to your sporting interest, sign up for **text alerts** on your favourite team/organisation, enter a chatroom, participate in a fantasy league, and access video clips **online**.

## Why browse sports online?

It is a convenient, immediate and relatively inexpensive method of accessing information on your sporting interests. There are a wide variety of websites now available, that provide vast amounts of information on your favourite team, club, or sporting personality. The more specialist the sport that you are interested in, the more likely it is that the **Internet** will be a good place to find it. You can decide what sites you are interested in and then store them as **favorites** to return to in your own time.

## Cost

You have access to a lot more information cheaply when compared to a sporting magazine for example, which might be narrow in focus but expensive in price.

## Variety

The wide selection of sporting websites available allows you to participate in chat rooms, forums, competitions and fantasy manager games. You can sign up for text alerts, photos, screensavers, and games. The interactive side adds a fun element and an opportunity to share your interests with others. If you are an Irish person abroad, for example, websites are an ideal means of staying in touch with events at home, particularly on the GAA front.

## Need to Know

A basic familiarity with a PC and the Internet is necessary.

## Need to Have

1. A mobile phone
2. An email address

## Related Guides

- Internet Basics – a basic guide to PC and Internet use

## Step-by-Step Guide

This section takes each of the following sports: GAA, Soccer, Snooker and Golf, and carries out an action in relation to each one. The first example is signing up for a text alert to your mobile phone from a GAA site, the second example deals with entering a snooker chat room. The third example deals with soccer and participating in a fantasy premier league. The fourth and final example demonstrates how to access video clips on a golf site.

### GAA – Text Alerts

#### Step 1: The Website

In order to sign up for text alerts to your mobile phone, you need to find a website that offers this service. If you have no website in mind, or do not find what you want in the links section of this leaflet, you need to use a [search engine](#).

In this case, however, we are going to enter in the website address:  
[www.hill16.ie](http://www.hill16.ie)

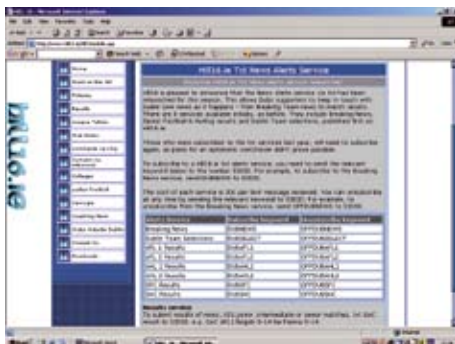


On the homepage, click on **downloads** on the **navigation bar** on the left of the screen.



This brings you into a new screen and click on the icon above (on the left hand side of the screen) to access the options available to you.

## Step 2: Options available



There are eight different services of text alerts available, from breaking news to league and championship results. Decide which option you want to subscribe to. Using your mobile phone, send the relevant keyword to the

number given on screen. For example, to subscribe to the Breaking News service, send the word DUBNEWS. There is a cost per text message received. You can unsubscribe at any time by sending the relevant keyword to the same number. For example, to unsubscribe from the Breaking News service, send OFFDUBNEWS.

### Step 3: Advantages & Disadvantages

This service keeps you in touch with the news and results of your team as a match is in play. It is convenient and easy to sign up to and unsubscribe from.

The costs can vary depending on the service you are subscribing to and in some cases might be prohibitive. It is not clear from the information provided how many texts you will receive which means that if you are using a ready-to-go phone your credit may quickly disappear on match days.

You can also check with your mobile phone operator for details of other sports-related text alert services.

## Snooker – Chat rooms

### Step 1: The Website

Not all snooker websites provide access to chat rooms. We will use the site [www.snooker.org](http://www.snooker.org) for the purpose of this example. Many chatrooms follow a similar pattern.

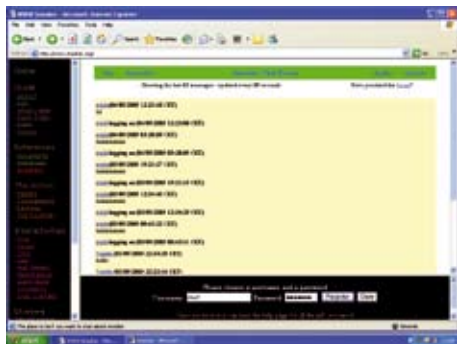


The Snooker Chat Room is a place to chat with fellow snooker enthusiasts from all over the world. Click on the [link](#)

**Chat Room!**

which is in the centre of the page.

Once you are in the chat room page you can read previous messages but you cannot join in until you have registered.

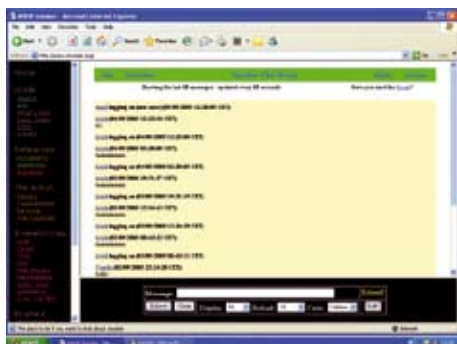


## Step 2: Entering the Chat Room

To **register** you must choose a username and a password.

(Note: **case sensitivity**) Keep a note of your password in case you forget it.

Once you click on the **register** button you can submit a message immediately to the chat room





Once you are in, you will notice that the Chat Room is divided into two windows. In the lower one you can write your messages, change your settings and edit your biography. The upper one displays the messages, and reloads at certain intervals – decided by the **Reload** setting. The **Display** setting determines how many messages are to be shown.

### Step 3: Submitting a Message

The messages from all of the chatters are shown in the message window. To write your own messages you need to write the text into the input box titled **Message**. The message will be sent when you press return or click on the **Submit** button. Your message will appear in the message window next time the window is reloaded.

### Step 4: Your Biography

In order to make it easier for you to learn more about each other, all the chat room participants have a biography page with information about themselves. The first time you log in, it will just contain your username. You need to click on the **Edit** button if you want to register more information. Once you have pressed that button, a new separate window will appear. Here you can enter more data e.g. birth date, your favourite player and more. You do not have to fill in all the boxes apart from the password box, which is required. After you have entered the password and the new information, simply click on the **Submit** button to register the entries.

If you want to read the biographies of some other chat room participants, simply click their names in the message window and a separate page with a biography will appear. There is also a complete user list available.

Remember that making your contact details and other information available may leave you open to **spam**.

## Golf – Improving your game

### Step 1: The Website

The site [www.pga.com](http://www.pga.com) has a section on improving your golf game, one section of which contains video clips.



### Step 2: Accessing the Information

Select **Improve Your Game**, from the list along the top of the page. Then click on **watch this week's lesson**. This opens up a new window which allows you to select which video format you will view the lesson in.



Under the heading **Windows media** click on **DSL/Cable**

To select the video you want to watch click on low under the heading **Windows**

The clips change from week to week.

## Soccer – Fantasy Football game

### Step 1: The Website

We will use the site [www.premierleague.com](http://www.premierleague.com) for the purpose of this example. As before, you can use one of the **search engines** like Google to yield other results. Take your pick of players plying their trade in the Premier League and put your knowledge and management skills to the test. You need to have an email address to participate in this game.



### Step 2: Register

Click on the words **Fantasy Premier League** on the left of the screen. This brings you to a page where you click on **Register** to sign up.



You will need to complete a registration form as seen below. Registering will also ensure that you are kept up-to-date with new additions on the site, special online events, competitions and promotions.

You may choose any user name you wish, as long as another participant has not already taken it. To help secure your team, passwords must be different to your username and contain a minimum six characters, including at least two letters and two non-letters. You must fill in all the fields for the form to be accepted. You can put "0" in the postcode field if needs be.



### Step 3: Terms and Conditions

In order to proceed with your registration you must read through the terms and conditions of participation in the game and then click on **agree**.

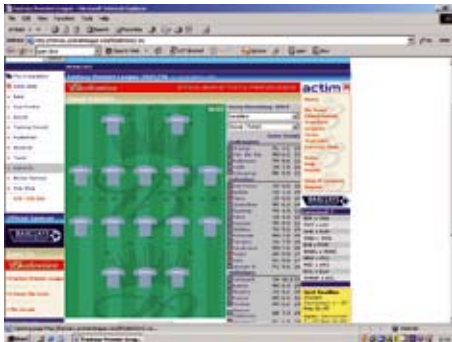


## Step 4: Team Selection

Pick a name and select colours for your team. Click on the **select team** button at the bottom of the screen.



Here you get to pick your team. You can only enter one Fantasy Premier League squad, multiple squads will be deleted. Squads must consist of: two goalkeepers, five defenders, five midfielders and three forwards.





Click on a player's name to add him to your team. Click on the yellow arrow to remove a player from your squad.

You can select up to three players from any one team. If a player is transferred during the season and this transfer takes you over this limit, then you will need to go back under the limit when making your next transfers.

Each player has been given a value. The total value of your initial squad must not exceed 100 million.



To view more information about a player click on . Players who may not play in the next game due to injury are marked with .

Click Auto-complete at any time to have the computer complete your selection. When you have a valid team, an Enter team button will appear at the bottom.

Fantasy Premier League is divided into *Gameweeks*. Any changes to your team (substitutions, transfers, captain changes, substitution priorities) must be made by the *Gameweek* deadline to take effect for that set of matches.

For full explanations on your formations and the rules and regulations governing the league click on **rules**.

# Glossary

- Browser:** A computer program, running on the human user's PC, which gets information from Web servers and displays it on the screen. These instructions are usually in the computer language HTML.
- Case Sensitivity:** Capital letters (upper case) or lower case (no capitals)
- Chatroom:** Allows multiple people to log on at the same time, can type messages which everyone else immediately sees. Conversations are held in the chat room as if the participants were all standing in a room together.
- Cookies:** A device which some sites use to record information about your trip to the site, the type of browser you are using and the way you move around within the site. Cookies are not necessarily an intrusion on your privacy – a useful and timesaving cookie could record the fields of a database you have shown interest in and then on subsequent visits give you information relating to these fields without you having to specify them all over again.
- Favorites/Bookmark:** A website you use often, or one you have just found and want to return to, can be made a favorite (also known as a bookmark). Almost all browsers allow you to add the webpage you are currently looking at to a list of pages which is kept for you between Internet sessions.
- Homepage:** The main or introductory page of a website.
- Internet:** A large collection of computers, connected together to allow them to share information with one another.
- Link:** A link, or hyperlink, is a part of a web page that, if clicked with a mouse, opens a different web page. Links are usually shown in blue and underlined on a web page.
- Navigation Bar:** The navigation bar in a website provides a list of links to the various sections of that particular website.

- Online:** A word used as shorthand for 'on the Internet' or 'connected to the Internet'.
- Register:** To register means to create an identity online. For many services, it is important that the website knows your name, address, phone number, etc. For example, if buying a book in an online bookshop, you need to provide this information. The online bookshop then records your details in a database of customers, which it later uses to post out the book to you. Registration is usually completed by filling in an online form, with fields for name, address and other information.
- Search Engine:** A program running on a web server computer that creates and maintains a directory of web pages on the Internet. The engine has a web page with a form; you type in words describing what you are looking for; the engine looks up its directory and sends back a list of web pages that it thinks will fit your search criteria.
- Spam:** Unsolicited email duplicated to many people at once, usually involving advertising or offering services.
- Text Alerts:** A message sent to your mobile phone.
- Website:** A website is a collection of web pages that displays information on a particular topic. Common types of websites include company websites (information about the company), online shops (where you buy goods and services and pay by credit card) and personal websites (where individuals share their interests). A website may consist of just one page of information, but will usually contain several pages, all linked together. All the pages in a website usually share the same 'domain' name. For example, all the pages in the large online shop Amazon have an address (URL) that starts with '[www.amazon.com](http://www.amazon.com)'.



## Links

[www.setanta.com](http://www.setanta.com) Ireland's only dedicated sports channel.

[www.irishsports.ie](http://www.irishsports.ie)

[www.irishsportscouncil.ie](http://www.irishsportscouncil.ie)

## GAA (Gaelic Athletic Association)

[www.gaa.ie](http://www.gaa.ie)

[www.hill16.ie](http://www.hill16.ie)

[www.anfearrua.com](http://www.anfearrua.com) A fan site – a web magazine for GAA fans, contains forums, articles, you can vote on topics and list of GAA websites.

[www.clubgaa.ie](http://www.clubgaa.ie) Site with links to GAA club sites around Ireland.

[www.pride.ie](http://www.pride.ie)

## Snooker

[www.worldsnooker.com](http://www.worldsnooker.com) An official website of professional snooker. You may shop for tickets, programmes, t-shirts, and accessories. You can also view live scoring of events and tournaments, ranking for tours, profiles and comparisons of players.

[www.worldofsnooker.co.uk](http://www.worldofsnooker.co.uk) Latest news, results and other information from the snooker world.

[www.snooker.org](http://www.snooker.org) Contains relevant statistics for players and has a forum and chat room which can be useful during tournaments. It's a useful medium through which amateurs can get answers/tips from skilled persons.

[www.snookersceneonline.com](http://www.snookersceneonline.com)

## Golf

[www.gui.ie](http://www.gui.ie) Contains the latest news, fixtures and a free newsletter.

[www.golfingireland.com](http://www.golfingireland.com) Bord Fáilte site for golfing holidays in Ireland.

[www.golfireland.ie](http://www.golfireland.ie) A golf holiday enquiry facility

[www.randa.org](http://www.randa.org) The R&A is golf's world rules and development body and organiser of The Open Championship.

[www.pga.com](http://www.pga.com)

[www.ilgu.ie](http://www.ilgu.ie) Irish Ladies Golf Union.

[www.golf.com](http://www.golf.com) Golf-related news and information.

[www.juniorgolfireland.com](http://www.juniorgolfireland.com) Site of the organisation that oversees golf for young people in Ireland.

[www.ladieseuropeantour.com](http://www.ladieseuropeantour.com) Site of the professional European tour for females.

[www.europeantour.com](http://www.europeantour.com)

[www.pgatour.com](http://www.pgatour.com)

## Soccer

[www.fifaworldcup.com](http://www.fifaworldcup.com)

[www.srtrc.org/](http://www.srtrc.org/) Show racism the red card, top footballers against racism, stories from players as well as news and information on the campaign.

[www.thefa.com](http://www.thefa.com) The home of English football – online games room, quiz, links to other games on the net.

[www.fifa.com](http://www.fifa.com)

[www.football365.com](http://www.football365.com) Excellent soccer site full of news, opinions, fun, information and other features.

[www.uefa.com](http://www.uefa.com)

[www.premierleague.com](http://www.premierleague.com)

[www.sfai.ie](http://www.sfai.ie) Schoolboys Football Association of Ireland.

[www.fai.ie](http://www.fai.ie) Football Association of Ireland.



